

# Peer reviews

## A STUDENT CANVAS GUIDE



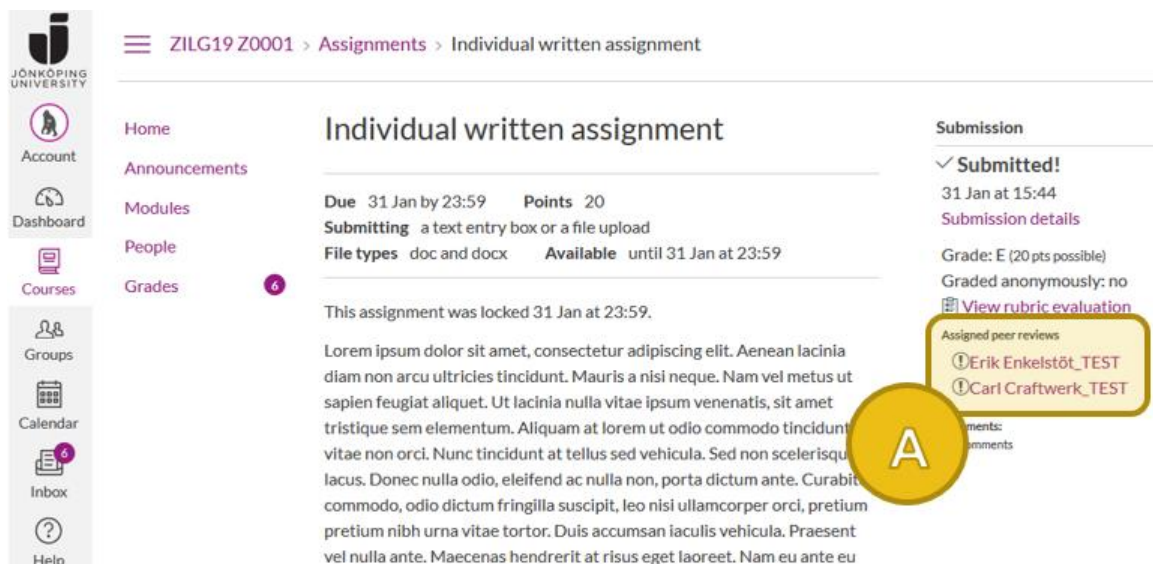
This guide describes the following

- Finding peer review material
- Leaving comments/feedback
- Anonymous reviews
- Finding my feedback

## Finding peer review material

You will find your assigned peer reviews from the assignment details page (which you will find either from Modules and/or Assignments, depending on how your teacher designed the course).

In the **right column** you will see a submission confirmation (and grading information if it has already been published) and just below are the **assigned peer reviews (A)**. The exclamation mark means that your review of this student is not yet complete – once you are done this will be changed to a check mark.



The screenshot shows the Canvas LMS interface for an assignment titled 'Individual written assignment'. The left sidebar contains navigation links: Home, Announcements, Modules, People, Grades, Courses, Groups, Calendar, Inbox, and Help. The main content area displays assignment details: 'Due 31 Jan by 23:59', 'Points 20', 'Submitting a text entry box or a file upload', and 'File types doc and docx'. A large yellow circle with a white 'A' is overlaid on the assignment description. The right sidebar shows submission information: 'Submitted! 31 Jan at 15:44', 'Submission details', 'Grade: E (20 pts possible)', 'Graded anonymously: no', and 'View rubric evaluation'. Below this, a section titled 'Assigned peer reviews' lists two reviewers: 'Erik Enkelstöt\_TEST' and 'Carl Craftwerk\_TEST', each with a yellow circle containing an exclamation mark. A small purple circle with the number '6' is visible next to the 'People' link in the sidebar.

Figure 1: Assigned peer reviews are shown on the assignment page.

Once you click on a student name you will be shown the following page.

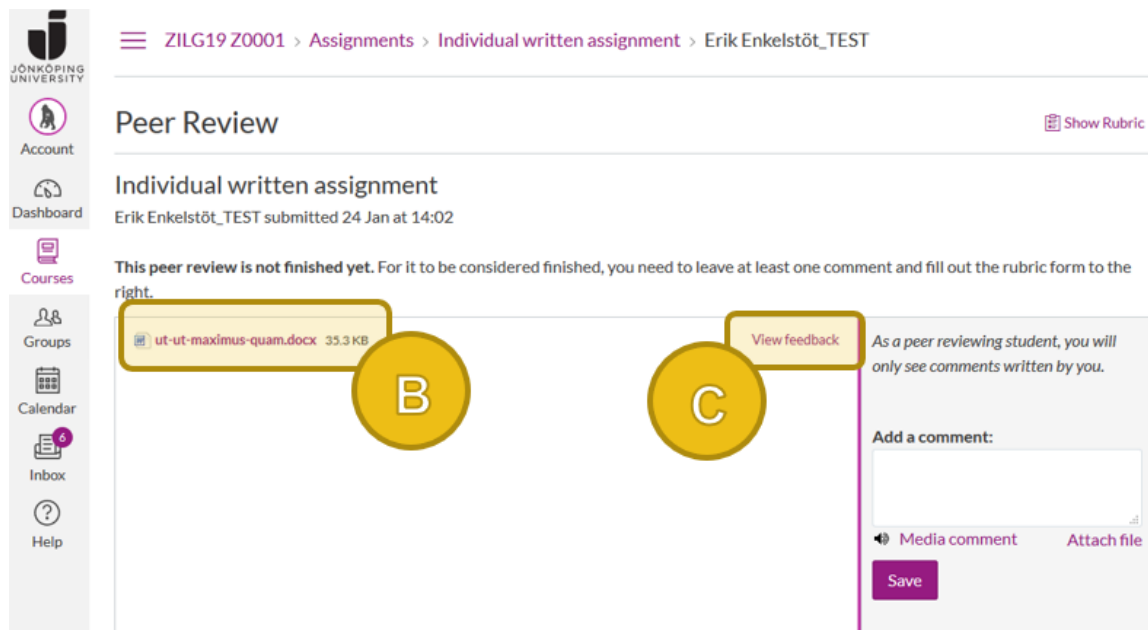


Figure 2: Accessing a fellow student's submission.

Click on the **file name (B)** to download the fellow student's submission or on **View feedback (C)** to display it in the browser.

## Leaving comments/feedback

To leave a comment you simply enter it in the **text field in the right column** and click **Save (D)**. You are also allowed to attach files or leave media comments. If you choose to view the document in the browser **(C)** you also get access to some **annotation tools (E)**, that allows you to leave notes directly in the document. Which tools that are available depends on the type of document submitted.

Figure 3: Different feedback options for peer reviews.

When there is a rubric associated with the assignment you can also click **Show rubric (F)** and then leave feedback by filling it out.

## What is required of me as a reviewer?

Things like aspects to focus on or a recommended amount of words is of course decided by and communicated by your teacher. But regarding what the system requires to trigger the review as “done” it depends on whether a rubric is associated with the assignment or not.

- Without a rubric you are only required to write a comment (at least one) in the right column, comments in annotations do not count.
- If there is a rubric you must also fill it out apart from the above-mentioned comment. Annotations still do not count.

Even though annotations do not count towards trigger the “done”, you are most likely very welcome to still use them for feedback.

## Anonymous reviews

If your teacher has setup peer reviews to be anonymous, they will be so in both directions – the reviewer is unknown to the reviewee and the reviewee is unknown to the reviewer. The teacher can however always see student

names (unless anonymous grading has been enabled by the teacher, which is a separate setting).

When peer reviewing anonymously the right column of the assignment details page will look like this.

**Submission**

---


✓ **Submitted!**

31 Jan at 15:44


**Submission details**


Grade: E (20 pts possible)

Graded anonymously: no

 **View rubric evaluation**

Assigned peer reviews

 **Anonymous User**

 **Anonymous User**

Comments:

No comments

Figure 4: Anonymous peer reviews.

## Finding my feedback

---

When a student has given you a peer review comment it will appear on the assignment details page, in the **right column (G)**. Note that student and teacher comments appear in the same feed.

Figure 5: Comments can be seen on the assignment page.

To view annotations, you must click **Submission details** (H) (the same link is available from the Grades page), then **View feedback** (I). The comments are displayed on this page as well, as you can see in Figure 6.

Figure 6: Click View feedback to see annotations.

If you instead want to see filled out rubrics you click **Show rubric (J)** at the top right and then choose the name of the reviewer (or teacher) from the **drop-down menu (K)**.

The screenshot shows the 'Submission details' page for an 'Individual written assignment'. The assignment is titled 'suspendisse eget augue vitae.docx' and was submitted by 'Arne Ankansson\_TEST' on 14 Jan at 12:30. The page displays a preview of the document and a rubric table. The rubric is titled 'Individual written assignment (1)' and has two criteria: 'Lorem ipsum' and 'Morbi consequat'. The ratings for 'Lorem ipsum' are 5 pts (Good), 3 pts (Ok), and 0 pts (Missing/insufficient). The ratings for 'Morbi consequat' are 2 pts (Good), 1 pts (Ok), and 0 pts (Missing/insufficient). A yellow circle labeled 'J' highlights the 'Show Rubric' button, and a yellow circle labeled 'K' highlights the 'Show Assessment by:' dropdown menu, which is currently set to 'Erik Enkelstöt\_TEST'.

**Submission details**

Grade: **B**  
[Show Rubric](#)

**Individual written assignment**  
 Arne Ankansson\_TEST submitted 14 Jan at 12:30

suspendisse eget augue vitae.docx 35.3 KB

Preview of suspendisse eget augue vitae.docx

Page < 1 > of 4

**Individual written assignment (1)**

Criteria	Ratings
Lorem ipsum <a href="#">view longer description</a>	5 pts Good
Morbi consequat <a href="#">view longer description</a>	2 pts Good

Show Assessment by: Erik Enkelstöt\_TEST

Figure 7: Rubrics from reviewers or teachers.